

How are we doing? Recent data from the National Lung Cancer Audit (NLCA)

Dr Neal Navani
Senior Clinical Lead, NLCA
@LungConsultant



@NLCA_uk

- Clinical Effectiveness Unit at the Royal College of Surgeons of England
- Rapid Cancer Registration Dataset in England
- <https://www.lungcanceraudit.org.uk>

State of the Nation Report 2023

Results of the National Lung Cancer Audit for patients in England during 2021 and Wales during 2020-2021



The number of patients diagnosed with lung cancer in England in 2021 has recovered to pre- pandemic levels

34,478

patients were
diagnosed with lung
cancer in 2021

31,371 in 2020 **33,091** in 2019

74

years

age at diagnosis
(median)

83%

of patients with stage I/II disease,
performance status (PS) 0-1 had
pathological confirmation of their
diagnosis: **77%** in 2020 and **84%** in 2019

48%

of patients presented with stage IV
disease: **44%** in 2020 and **43%** in 2019

35%

of patients were diagnosed via
emergency presentation: **35%** in 2020
and **31%** in 2019

The proportion of patients with stage I/II PS 0–2 NSCLC undergoing curative-intent treatment in England is improving

Treatment with curative intent

80% of patients with NSCLC (stage I/II, PS 0-2) received treatment with curative intent**



**surgery or radical radiotherapy

≥80%
✓
Audit standard

73% in 2020

81% in 2019

59% of patients with NSCLC (stage IIIA, PS 0-2) received treatment with curative intent***



***surgery, radical radiotherapy or multimodal combination with chemotherapy

N/A

51% in 2020

57% in 2019

The proportion of patients with NSCLC having surgery is recovering after the pandemic

Surgery for non-small cell lung cancer (NSCLC)

17% of patients with NSCLC had surgical treatment for their cancer

≥17%

Audit standard

15% in 2020

20% in 2019



The proportion of patients with NSCLC stage IIIB-IV and PS 0-1 receiving systemic anti-cancer therapy in England is improving

Systemic anticancer treatment

61% of patients with NSCLC (stage IIIB - IV, PS 0-1) received systemic anticancer treatment



≥65%

X
Audit standard


55% in 2020

54% in 2019

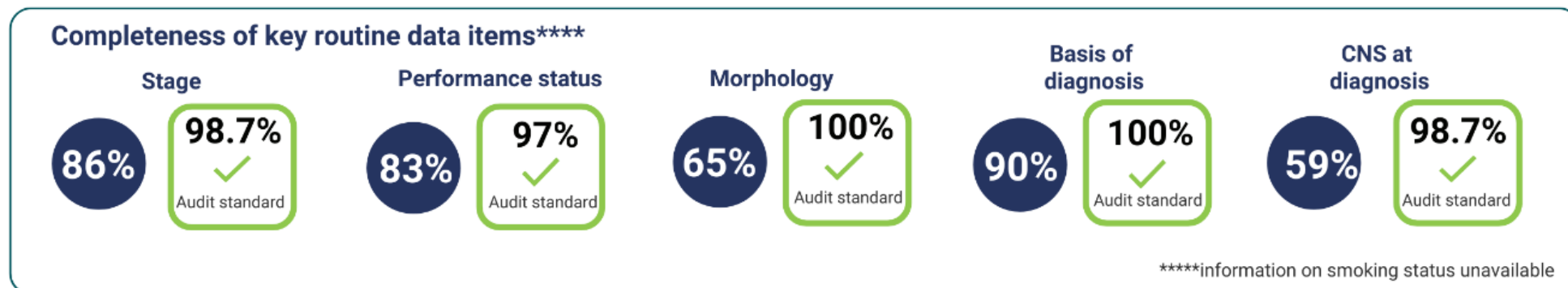
Data Completeness

Aim to achieve high levels of data completeness (>95%) in the cancer registration datasets, particularly the Rapid Cancer Registration Dataset and COSD in England

England



Wales



Lung cancer Specialist Nurses (LCNS)

Ensure at least 90% of lung cancer patients are seen by LCNS at diagnosis

England

92% of patients* were **assessed at diagnosis by a lung clinical nurse specialist:**
75% in 2020 and 80% in 2019



≥90%
?

Audit standard*

*information available for only 59% of patients so this is uncertain

Wales

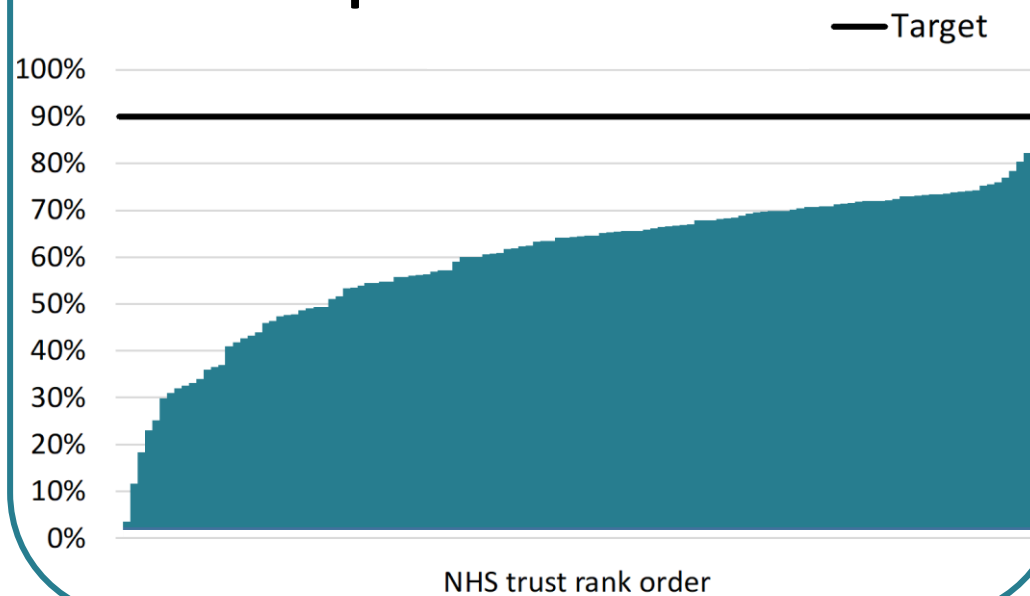
94% of patients* were **assessed at diagnosis by a lung clinical nurse specialist:**
93% in 2020 and 90% in 2019



≥90%
✓

Audit standard

Data Completeness LCNS



Future directions

- Genomic data
- Route to diagnosis – screening
- NOLCP
- Peri-operative therapy





Quarterly reporting

- England Jan 20 – Dec 22
- RCRD
- Patients allocated according to place of diagnosis

2023

Posted 12 October 2023

NLCA Quarterly Report January
2020 to December 2022 (published
October 2023)

Posted 20 July 2023

NLCA Quarterly Report July 2019
to June 2022 (published July 2023)

Posted 12 April 2023

NHS provider results: NLCA State
of the Nation Report 2023

Posted 12 April 2023

Summary of results for patients
diagnosed in Wales 2021

Posted 12 April 2023

Summary of results for patients
diagnosed in England 2021

Posted 12 April 2023

NLCA State of the Nation Report
2023 Version 2



Please select a NHS TRUST from the dropdown box below:

Barts Health NHS Trust

Please select a PERFORMANCE INDICATOR from the dropdown box below:

Proportion of patients with NSCLC who had curative treatment (Stage I-II, PS 0-2)

Numerator:

Number of patients with Stage I-II NSCLC (unknown type assumed NSCLC) and PS 0-2 who had curative treatment

Denominator:

Number of patients with Stage I-II NSCLC (unknown type assumed NSCLC) and PS 0-2

Target:

80%

Risk adjustment:

Age, comorbidity, performance status (PS), stage, type.

Proportion:

Proportions are calculated by dividing the numerator by the denominator. These are presented as unadjusted values, so that NHS trusts can check the values against their own data. Results at timepoints with a denominator of less than ten patients are not shown (see below section on missing data).

Control limits:

Control limits are derived by adding and subtracting two standard errors to the national average. Standard errors use the total number of patients seen at the trust across the three quarters of the moving average.

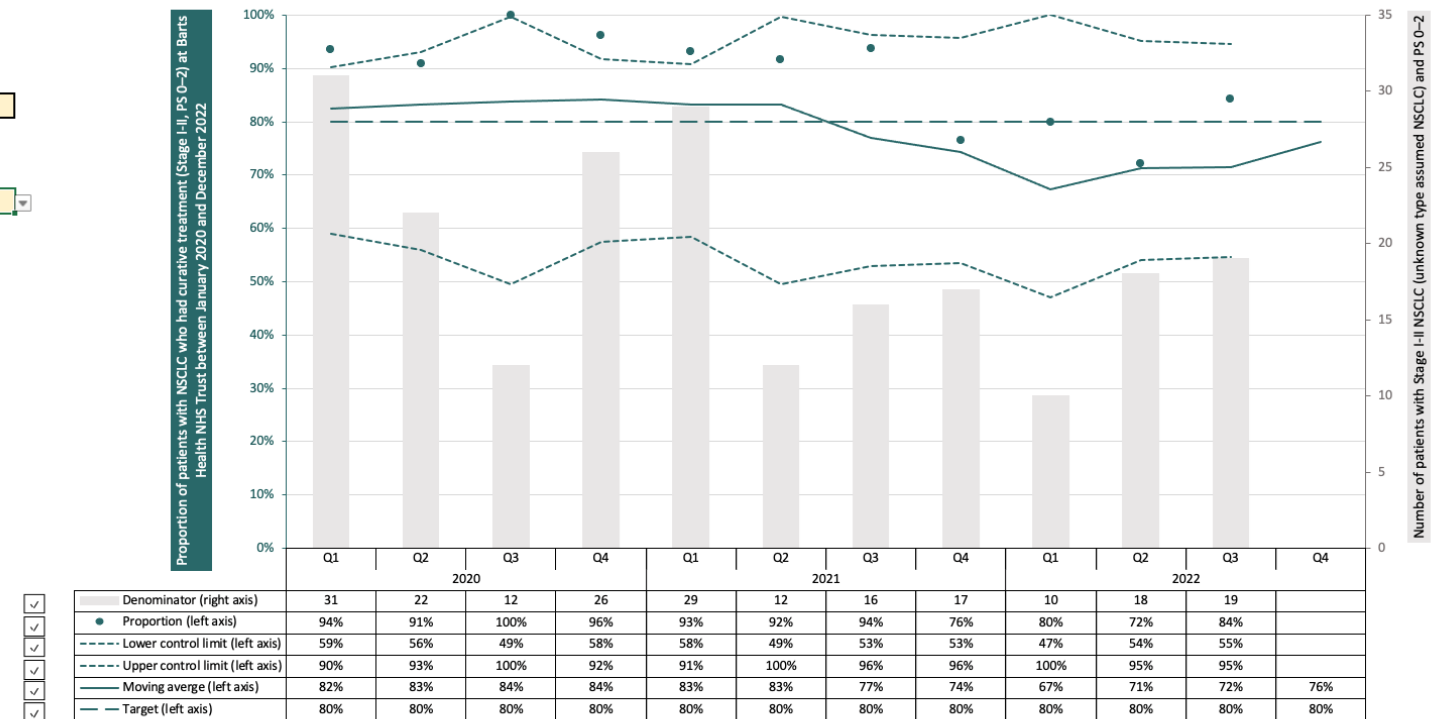
Moving average:

The moving average is only calculated for NHS Trusts with data reported for at least six time points. The moving average is risk adjusted and derived from data spanning three consecutive time points; this includes a selected point in the time series, plus the previous and subsequent time points. Each point represents a quarter of a year, Q1 being the first quarter, Q2 the second and so on. The moving average plots risk-adjusted values, while individual time points are shown unadjusted.

Missing data:

Please note that data are missing across a number of time points for several NHS trusts and performance indicators. In addition, results at timepoints with less than ten patients are suppressed. Missing data are presented as an interruption to the time series in the figure and blank cells in the table to the right.

Proportion of patients with NSCLC who had curative treatment (Stage I-II, PS 0-2) at Barts Health NHS Trust between January 2020 and December 2022



Notes for figure above

☒ This check box enables the user to show/hide associated data series

Q1: 1 January – 31 March; Q2: 1 April – 30 June; Q3: 1 July – 30 September; Q4: 1 October – 31 December

Summary

- Improving data quality and metrics
- Curative treatment rates improving
- Data completeness
 - Route to diagnosis
 - Place first seen
 - Smoking status
- Quarterly reporting

NLCA State of the Nation Report 2023 Version 2

NLCA Methodology Supplement 2023

Quality Improvement Action Plan template

Quality Improvement Action Plan slides

Please note these findings are from 'NLCA State of the Nation Report 2022' that has not yet published and therefore these results may be subject to change and are not for onward sharing



This report was prepared by members of the NLCA project team

Neal Navani, Senior Clinical Lead

John Conibear, Oncology Lead, Royal College of Radiologists

Doug West, Thoracic Surgical Lead, Society for Cardiothoracic Surgery

Team members in the Clinical Effectiveness Unit, RCS England:

Julie Nossiter, NLCA Audit Lead

Adrian Cook, NLCA Senior Statistician

David Cromwell, NLCA Methodological Lead

Lauren Dixon, NLCA Clinical Fellow

Ella Barber, NLCA Data Scientist

Joanne Boudour, NLCA Project Manager

